

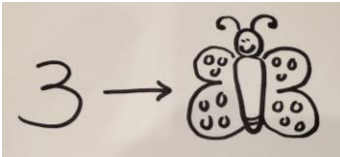


Art Choice Board

Kindergarten



Week of May 4th-8th. Pick one and use any materials you have at home! Challenge yourself! If you want to share a photo of your awesome creation, you can always share it to schreckr@mclouth.org!

A	R	T
<p>A-MILLION: There's a million fish in the sea! Create your own fish, give it a name and create the ocean around it!</p>	<p>REMIX: Draw and color a picture with only warm colors (Reds, Pinks, Oranges, & Yellows)</p> 	<p>TABLE TAKEOVER: find objects around your house and create a color wheel.</p> 
<p>ABSTRACT: use different drawing tools to create abstract art (remember: no pictures, just shapes, lines, & colors!)</p>	<p>REMIX: Make up a new kind of candy. Mmm...YUM! Then design the new candy wrapper.</p>	<p>TAKE IT OUTSIDE: Use some leaves, sticks, or rocks to create an artwork. You could create a portrait of yourself or your pet!</p>
<p>ART FOR KIDS HUB: visit on YouTube and pick a video to draw along with!</p>	<p>REMIX: Turn numbers into pictures!</p> 	<p>TRY IT: Draw and color a picture with only cool colors (Greens, Blues, & Purples)</p>

ART CHOICE BOARD

1ST GRADE



Week of May 4th-8th. Pick one and use any materials you have at home! Challenge yourself!
If you want to share a photo of your awesome creation, you can always share it to schreckr@mclouth.org!

A	R	T
<p>ANIMALS: Draw your favorite ocean animal and create the ocean around it! Are there other ocean animals swarming around?</p>	<p>REMIX: Cut out facial features from magazines, newspapers, or pictures and create funny faces with them.</p>	<p>TRY IT: Draw and color a picture with only cool colors (Greens, Blues, & Purples)</p>
<p>AROUND THE HOUSE: Find a few objects in your house that are the same shape, then draw them.</p> 	<p>REMIX: Create a new car or truck. What does it look like? Where is it going to take you?</p>	<p>TRY IT: Draw and color a picture with only blacks, grays, tans, and whites.</p> 
<p>ART FOR KIDS HUB: visit on YouTube and pick a video to draw along with!</p>	<p>REMIX: Use some leaves, sticks, or rocks to create your name or a picture of yourself!</p>	<p>TAKEOVER: Draw yourself as your favorite character in a book, movie, or show!</p>

ART CHOICE BOARD

2ND GRADE

Week of May 4th-8th. Pick one and use any materials you have at home! Challenge yourself!
If you want to share a photo of your awesome creation, you can always share it to schreckr@mclouth.org!

A	R	T
<p>ARRANGE IT: Use found objects to make a sculpture. Glue toilet paper rolls together, draw on them, glue other things to them, crumple, cut and glue paper to them.</p>	<p>REMIX: Draw your favorite animal eating a cupcake. Or draw your pet eating a cupcake (if you have one)!</p>	<p>TEAM PLAYER: Use the color wheel to play "I Spy" with someone in your house.</p> 
<p>ART WITH MATI & DADA: visit on <i>YouTube</i>, pick an artist video to watch, and try to create art like the artist in the video.</p>	<p>REMIX: Design a new building. You could create a new school or a new house. You could draw it or if you have Legos, try to build it with them!</p>	<p>TAKE IT OUTSIDE: draw what you see outside of your house, or draw your house from outside!</p>
<p>AGE: Draw yourself in 20 years. Where are you and what are you doing?</p>	<p>REMIX: Draw and color a picture with only cool colors (Greens, Blues, & Purples)</p> 	<p>TELEPHONE: call someone you know and ask them to give you an idea of something to draw.</p>

ART CHOICE BOARD

3RD GRADE

Week of May 4th-8th. Pick one and use any materials you have at home! Challenge yourself!
If you want to share a photo of your awesome creation, you can always share it to schreckr@mclouth.org!

A	R	T
<p>ART WITH MATI & DADA: visit on <i>YouTube</i>, pick an artist video to watch, and try to create art like the artist in the video.</p>	<p>REMIX: Design a new pair of shoes for yourself. What kind of shoes are they? What colors are they? Can they do anything special?</p>	<p>TEACH IT: teach someone in your house something that you already know how to do in art. It could be something you draw or make.</p>
<p>ANIMALS: draw two, or three!, or four! animals mixed together.</p>	<p>REMIX: Draw a world where something else (besides rain and snow) fell from the sky!</p>	<p>TRY IT: Draw and color a picture with ONLY complementary paired colors (red & green OR blue & orange OR yellow & purple)</p>
<p>ARRANGE IT: Use found objects to make a sculpture. Glue toilet paper rolls together, draw on them, glue other things to them, crumple, cut and glue paper to them.</p>	<p>REMIX: create an artwork with your feet/toes.</p>	<p>TEAR IT: create a page full of patterns, tear it up and create something new with the pieces.</p>

ART CHOICE BOARD

4TH GRADE

Week of May 4th-8th. Pick one and use any materials you have at home! Challenge yourself!
If you want to share a photo of your awesome creation, you can always share it to schreckr@mclouth.org!

A	R	T
<p>ABSTRACT: Listen to some music and draw an abstract artwork that would go with it. Remember: abstract art is not realistic, so no pictures of real things.</p>	<p>REMIX: create a postcard that brings art and Kansas together. What would your postcard from Kansas look like?</p>	<p>TAKE IT OUTSIDE: Gather some sticks, grass, leaves, and anything else you can find. Create a landscape out of your materials.</p>
<p>ANIMALS: Pick an endangered animal and draw it. Then think about where it lives and create that environment around it.</p>	<p>REMIX: find four different patterns in your home. Take those four and mix them in a drawing to create a new pattern.</p>	<p>TRY IT: create a monochromatic artwork (using only one color). Example: use a blue marker, blue pen, blue colored pencil, use light blues and dark blues and regular blues only!</p>
<p>ART ONLINE: visit www.toytheater.com/category/art/ and select an online art creation tool to try.</p>	<p>REMIX: Find an image on something in your house (newspaper, photograph, magazine, old artwork) and change it by adding to it with drawing or gluing stuff on.</p>	<p>TABLE TAKEOVER: use random objects you can find in your house and try to create a stacked sculpture with them, how high can you go without using glue?</p>

ART CHOICE BOARD

5TH GRADE

Week of May 4th-8th. Pick one and use any materials you have at home! Challenge yourself!
If you want to share a photo of your awesome creation, you can always share it to schreckr@mclouth.org!

A	R	T
<p>AROUND THE HOUSE: go on a texture hunt. Find, draw, and label all the textures you can find.</p>	<p>REMIX: Pick a story or movie that you like. Change the ending, and then draw what the new ending would look like.</p>	<p>TEXT HUNT: hunt for letters to create your own creative alphabet. Once you find a letter, redraw it in the style you find.</p>
<p>ART ONLINE: visit https://pbnify.com/ and create your own Paint By Numbers. Print it. Then color or paint the design you created.</p>	<p>REMIX: create a postcard that brings art and Kansas together. What would your postcard from Kansas look like?</p>	<p>TRY IT: create a mono-chromatic artwork (using only one color). Example: use a blue marker, blue pen, blue colored pencil, use light blues and dark blues and regular blues only!</p>
<p>AGE: Draw what you think McLouth, Kansas, will look like in 100 years.</p>	<p>REMIX: create an artwork with your non-dominant hand</p>	<p>TAKE IT OUTSIDE: find some leaves, grass, sticks, and/or flowers. Glue them to a piece of paper and draw around them, turning them into something else with your drawings.</p>